



# Let's Get Ready for School Activity Cards



**WQED**



Visit  
**wqed.org/education**  
for more educational programs and  
resources!



**Kindergarten Readiness Skill:**  
**Know and print both first and last name**

**Dot**



**I can do it!**

## Make Your Own Name Puzzle

by writing your child's name and then cutting the letters apart like a puzzle for your child to piece back together. Ask them to say the letters out loud which are in their name.



## Alphabet Hunt

Help Elmo find letters in this Sesame Street game! Choose a letter of the day and find things around your house that start with the same letter!



**Kindergarten Readiness Skill:**  
**Identify capital and lower case letters**

A

a



## Letter Sort

Write letters on rectangular cardboard tiles (one per tile), mixing capital and lowercase. Mix them up and have your child sort the letters.



## Recognizing Letters

Watch this Sesame Street video together and practice writing uppercase and lowercase letters with your child.



Kindergarten Readiness Skill:  
Identify colors



## Make a Card

Make a card for someone special in this Daniel Tiger game. As you play, ask your child to identify the colors they use to design their card.



Practice color recognition with Sesame Street's Cookie's Color Burst game.



**Kindergarten Readiness Skill:**  
**Demonstrates phonemic awareness**  
**(rhyming and blending)**

**cat**

**bat**

**hat**



**I can do it!**

## Listen for Rhymes in Songs and Storybooks

When you read a rhyming book to your child, pause before reading the rhyming word and encourage your child to fill in the rhyme. Find objects around the house and try to rhyme them to continue the learning!




## Grover's Rhyme Time

Choo choo! Hop on the rhyming train with Grover!  
Practice rhyming with this Sesame Street game.




**Kindergarten Readiness Skill:**  
**Demonstrate number recognition 1 - 10**


**1**



**2**



**3**



## I Spy A Number Game

Play “I Spy” at the store. As you walk through the store, call out a number and see if your child can find it.



## Counting Chickens

Watch this video to practice counting chickens with Peg + Cat!



**Kindergarten Readiness Skill:**  
**Be able to identify shapes**



**I can do it!**

## Magical Shape Hunt


Identify different shapes with Peg + Cat as you go on a Magical Shape Hunt to help Mermaid get her lost shapes back!



## Shape Scavenger Hunt

As you are walking around your neighborhood, riding the bus, or driving in the car, search for different shapes. For example, doors are rectangles, stop signs are octagons and street lights are circles.

Kindergarten Readiness Skill:  
Be able to perform basic math skills



## Peg + Cat Games

**Play any Peg + Cat game to help your child learn math skills while having fun!**

**[pbskids.org/peg/games](https://pbskids.org/peg/games)**



## Developing Math Skills

**Choose a video from this Sesame Street toolkit to watch and learn how to incorporate math into your everyday routine.**



**Physical/Motor Skill:**  
**Holds pencil / crayon**



**WQED**  
KIDS



**I can do it!**

**Visit PBSKIDS.ORG**


**and print a coloring sheeting from your child's favorite PBSKIDS® show to practice holding crayons while they have fun coloring!**



**Autograph**

**Have your child practice holding a pencil by asking them to practice their "autograph." You can keep these records and show them how much they've improved from day-to-day.**

**Physical/Motor Skill:**  
**Uses scissors appropriately**



## Daniel Tiger Mask

Practice using scissors by cutting out this Daniel Tiger Mask!



## Practice

Need more practice? Start with play dough scissors to cut the dough. Then move on to kid scissors. Cutting straight lines like coupon pages is an inexpensive and great way to practice.

**Physical/Motor Skill:**  
**Touches each finger to the thumb**



**WQED**  
KIDS



**I can do it!**

## Lace Cards

Strengthen fine motor skills with this lace card activity.




## Curious George Finger Pals

Make finger puppets and see how the puppet moves when your child touches each finger to the thumb.



Physical/Motor Skill:  
Hops on one foot more than three times  
in a row



**WQED**  
KIDS



**I can do it!**

## How Many Steps, Hops, Jumps Does it Take?

Ask your child to count the number of steps it takes to go from one place to another (choose a short distance). Then ask them to count the steps while hopping. After they're done, ask, "Was that more or less steps than it took you when you walked?"



## Host a Family Olympics

Help your child create her own Home Olympics! Try to hold your event outside, or put mats on the floor indoors.



Physical/Motor Skill:  
Catches large bouncing ball



WQED  
KIDS



**I can do it!**

## Play Ball

In this episode of **The Cat in the Hat Knows a Lot About That!** Join Nick, Sally, and the Cat in the Hat as they learn about what makes a ball bounce!




## Invent Your Own Version of Dino Ball

Encourage creativity and teamwork by helping children develop their own Dino Ball game.



Physical/Motor Skill:  
Puts on a jacket and attempts to  
button/zip



**WQED**  
KIDS



**I can do it!**

## Paper Dolls for Every Weather

Encourage your child to practice buttoning and zipping as they dress for the weather with their paper doll.



## A Well-Dressed Rhinoceros

Rock out with Ruff Ruffman and Fluff as they sing about the best materials to wear in any weather in this music video from The Ruff Ruffman Show.



**Physical/Motor Skill:**  
**Identifies body parts such as head, toe,  
and elbow**

**head**



**tail**

**shoulders**



**I can do it!**

## Family Drawing Game

Fold a piece of paper to have four panels (head, shoulders/torso, waist/bottom, legs/feet). Pass the paper around to each player to draw a section. When you're done, have a good laugh at the picture and talk about the different body parts.



Head, Shoulders, Knees, and Toes Song Watch and sing along with this Sesame Street video to learn about body parts!



**Social Skill:**  
**Plays cooperatively with others**



## Hungry Pirates


Play with two players in this Peg + Cat game to practice playing cooperatively with another person.



## Create Artwork Together

Decide with your child on a theme for a drawing or painting. Work together as a team to create a piece of artwork based on that theme. Encourage your child to share ideas and include the ideas of others.

Social Skill:  
Follows directions



WQED  
KIDS

I can do it!

## Cooking with Cookie

Follow directions as you make delicious cookies with Cookie Monster in this Sesame Street game.



## Simon Says

Play the classic game *Simon Says* with your child to help them learn how to pay attention to words and directions!

**Social Skill:**  
**Puts away toys**



**WQED**  
KIDS



**I can do it!**

## Choosing Chores: Everyone Can Be a Helper

Make a family chore chart together. Children feel proud when they can be helpers. When they do things like help set the table, sort laundry, or put toys away, they feel more grown up.



## Neighborhood Clean Up

Read this interactive story from Daniel Tiger's Neighborhood with your child to learn the importance of cleaning up.



**Social Skill:**  
**Takes care of personal belongings**



## Daniel Finds His Shoes

Watch this video to learn about responsibility alongside Daniel Tiger as he find his shoes all by himself.



Plan Ahead With a Refrigerator Calendar Taking time to sit with your child and create a picture calendar allows them to start building independence, look ahead and develop a sense of responsibility for the future.



**Social Skill:**

**Uses appropriate verbal communication  
or speaks up and communicates needs**



**I can do it!**

## Use Your Words

**Daniel and Katerina are playing "train" at school, but things aren't going Katerina's way. Watch this video to learn with Katerina how to use words to say how they feel.**



## Robot Body Language

**Challenge your child to communicate emotions without using words or facial expressions. Can they guess what emotion you are trying to convey?**



**Social Skill:**  
**Demonstrates respect and patience**



**WQED**  
KIDS



**I can do it!**

## I Can Be Patient Song

Watch and sing along to this song from Sesame Street to encourage patience.



## Waiting

Watch Daniel Tiger learn how to wait for Trolley like playing a game or singing a song! Try these tips from Mom and Dad Tiger the next time you have to wait somewhere with your child.



**Social Skill:**  
**Be attentive to the task at hand**



**WQED**  
KIDS



**I can do it!**

## Tips for Helping Your Child Concentrate

1. Do things one at a time
2. Build in breaks
3. Break big tasks down into smaller, more manageable pieces




## The Conductor's Concentration

Play a game of concentration to help your child focus on remembering where the cards are.



**Social Skill:**  
**Independently uses bathroom and  
capable of opening and closing his/her  
clothing**



## When You Have to Go Potty, Stop and Go Right Away!

Watch this video to help kids understand that it is important to use the bathroom properly to be healthy with Daniel and friends.



## Potty Badges

Use these badges from Peg + Cat to help your child become a potty star!



**Social Skill:**  
**Uses a tissue when coughing or sneezing**



**WQED**  
KIDS



**I can do it!**

## Sneezing & Coughing Safely

Watch this video to remind children the right way to sneeze and cough!




## Sneeze and Cough Safely With Grover

Print and color this sheet and hang it up for your child so they can be reminded on how to sneeze and cough safely.



**Social Skill:**  
**Waits fairly and patiently for a turn  
or to speak**



**WQED**  
KIDS

**I can do it!**

**Build Better Habits With the Good Manners Box**  
Practice good manners like waiting patiently for a turn to speak with this craft from PBS Parents.



**Two-Headed Monster Takes Turns**  
Watch this video with your child to see how the Two-Headed Monster learns to wait and share in this demonstration of taking turns.



**Kindergarten Readiness Skill:**  
**Be able to communicate with peers  
and adults**



## Build Self-Confidence With a Goal-Setting Activity

Help your child set a goal and work towards achieving it with this activity!



## Helping Kids Communicate With One Another

Read this PBS Parents article for tips on how to practice communication skills with your child.

