

Create Your Own Card Game for Family Night



- Lyla's playing cards
- A timer (this can be a phone timer, a sand timer, or a clock)

Playing games together as a family is a fun, educational experience for children as well as a great way to spend quality time together! It also teaches children to follow instructions, be a good sport, and compromise even when things don't go their way.

Instructions:

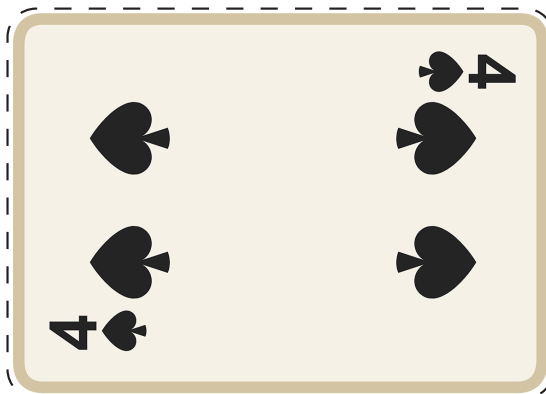
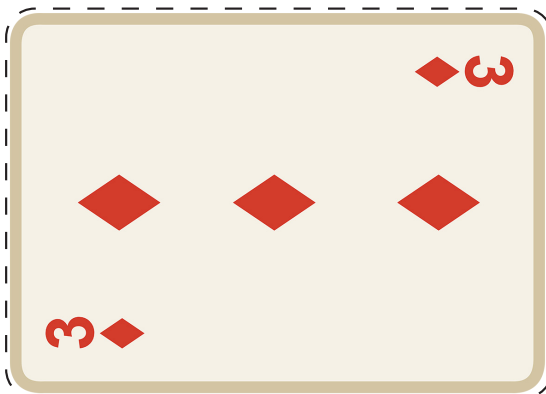


1. Cut out the cards and play Lyla's card game!
2. Put the cards face down. Assign activities to each card's symbol, such as hopping if you choose a heart card or doing a spin walk if you choose a club card.
3. If a player doesn't complete the activity in a certain amount of time, they are out. If they don't beat the timer, there's no winner, and the game starts over again. If a player selects a Joker card, they choose another card and can decide if they want to do the activity or if someone else should do it for them. The last one in the game has to do a final trick.
4. Have fun with your family and change the rules the next time you play.



Lyla's Playing Cards








Cut out these cards and play Lyla's card game! Put the cards face down. Assign activities to each card's symbol, such as hopping if you choose a heart card or doing a spin walk if you choose a club card. Have fun with your family and change the rules the next time you play!



Find more games and activities at pbskids.org/lyla

Lyla's Playing Cards

Cut out these cards and play Lyla's card game! Put the cards face down. Assign activities to each card's symbol, such as hopping if you choose a heart card or doing a spin walk if you choose a club card. Have fun with your family and change the rules the next time you play!



Find more games and activities at pbskids.org/lyla