





WQED

Travel Journal



Name:

Where we went:

Year:

Family Travel Journal

Capture Your Adventure One Page at a Time!

A travel journal is a simple way for families to collect memories, tell stories, and stay engaged during a trip. It works for children of all ages and can grow into a keepsake you'll look back on. This activity is low-mess, easy to pack, and flexible for every age.

Materials:




- Blank notebook
- Glue dots or Clear Tape
- Colored pencils
- Small pencil sharpener
- Printed photos or instant camera pictures



Look for small items that help tell the story of your trip:

- ✓ Tickets or wristbands
- ✓ Maps or brochures
- ✓ Postcards

Create Your Pages. Each stop becomes a memory page! You can add additional pages as needed. Here are some page types to get you started:

-  Draw What You See
-  Add Photographs
-  Write or Dictate Memories

There's no wrong way to make a travel journal, collect, draw, photograph, and tell your story together!

Draw What You See

Sketch a favorite building, animal, meal, landmark, view, playground, moment from the day or the view from your window or seat.

 Rating



 Draw What You See

★ Rating



 Draw What You See

 Rating





Caption:

★ Rating



★ Rating



Caption:






Caption:


★ Rating



★ Rating



Caption:



Our Favorite Memory

